

Elementary School Life in Kure City

For Foreign Children and Guardians Who Came to Japan

Children – who study at elementary school

Guardians – parents or family members who are raising the children

Textbooks, notebooks, and pencil case etc. are placed inside the school bag.

Put on name tag and traffic safety emblem.

Put on security buzzer.

Gym shirt is placed inside.

Handkerchief and tissues are

When going to school, wear comfortable clothes and shoes that can be easily

Indoor shoes are placed

Japanese Language Network Continue Living in Kure City

Table of Contents

1. A Day at School	2-3
2. Things Children Should Not Do at School	3
3. Class (Time Table)	3-4
4. Grades	4
5. Things Guardians Should Do at Home	4-5
6. Things Used at school	5-7
7. Money Needed at School	7
8. Contact Between School and Guardians	7-8
9. Events During a Year	8-11
10. Getting to Know School	11
11. Consultation When There is a Problem	11-13

This guide provides a simple introduction about elementary schools in Kure city.

Specifics may differ depending on the school you go to.

Please make sure to attend the information session of the school you are enrolling in.

If you have any questions, please ask your school.

1. A Day at School

<p>8:15</p> <p>~ 8:20</p>	<p>Going to school</p> <ul style="list-style-type: none"> ▪ From home to school, go through the fixed road (school route). ▪ If you are late or absent, you must call the school. (7:30~8:20)
<p>8:20</p> <p>~ 8:35</p>	<p>Morning Assembly – Once a month, everyone gathers together.</p> <p>Morning homeroom – greetings in the classroom and listen to the teacher talk</p>
<p>8:35~</p>	<p>Class</p> <ul style="list-style-type: none"> ▪ The homeroom teacher teaches all the subjects. ▪ Each period is 45 minutes. There are four periods by noon. <p>Classes are different every day.</p> <ul style="list-style-type: none"> ▪ After two 5 minute break, there is a 25 minute break after the 2nd period. ▪ Washroom is to be used during break time.
<p>12:05</p> <p>~ 12:55</p>	<p>School lunch</p> <ul style="list-style-type: none"> ▪ School prepares lunch. You need to pay for it. ▪ Children distribute school lunch. (lunch duty) ▪ Some days there will not be school lunch. ▪ School distributes handouts about school's lunch.
<p>12:55</p> <p>~ 13:50</p>	<p>Lunch break–play.</p> <p>Cleaning–Children and teachers clean together.</p>
<p>13:50~</p>	<p>Class</p> <ul style="list-style-type: none"> ▪ Sometimes there will be and will not be classes in the afternoon. ▪ Afternoon homeroom – teacher distributes handouts and talk about



	<p>next day' s class or school-related things.</p> <p>Leave school – coming home from school After school – after classes end</p>
--	--

After-school children's association . . . children can attend this association after school until evening. Please consult:

(→Kure City Social Welfare & Public Health Department,
Child Care Support Division TEL 0823-25-3254)

2. Things Children Should Not Do at School

- × Do not dye your hair
- × Do not wear accessories such as earrings
- × Do not bring money, food, snacks, games, and etc.
- × Do not go to school by bicycle
- × Do not take a day off without contacting the school first
- × Do not go home early without talking to the teacher first
- × Do not bring a cell phone

(Please consult the homeroom teacher if you need to bring a cell phone)

3. Class (Time Table)

- The time school finishes depending on the day of week, and the grade.
- Saturdays and Sundays are off.
- The homeroom teacher teaches most of the subjects.

<Elementary school's subjects >

じかんわりひょう						
	げつ	か	すい	もく	きん	
8:40	1	つごころ	どうとく	しよしゃ	おんがく	こくご
9:25	2	たいたい	せんすう	せんすう	たいたい	せんすう
10:50	3	おんがく	たいたい	せんすう	こくご	かぎ
11:40	4	せんすう	こくご	こくご	しよ	せんすう
13:40	きゆうしよく					
14:40	5	せんすう	せんすう	せんすう	せんすう	せんすう

Day of week

Second period

Subject

Japanese	Math	Physical education	Music
Arts and Crafts	Ethics Classroom activity	Life Environment Studies < Grade 1・2 >	Social Studies <Grade 3・4・5・6>
Science <Grade 3・4・5・6>	The Period of Integrated Study <Grade 3・4・5・6>	Home economics <Grade 5 and 6>	Foreign language <Grade 5・6>

4. Grades

① Test

- Sometimes tests will be given to check students' understanding.

② Grades (report card)

- At the end of school term, guardian will talk with the homeroom teacher about child's grades and condition at school. The teacher will give you a report card.

5. Things Guardians Should Do at Home

① After children come home from school

1. Look at the contact book
 - Children will list their next day's study and homework.
 - This contact book can also be used for the homeroom teacher and guardians to communicate with each other.
2. Read the contact handouts from school



3. Look at child's homework
4. Prepare for the next day



② When going to school late and leaving school

early

- Must first contact the school
- Guardian must accompany the child when going to school late
- Guardian must accompany the child when leaving school early









It's really worrisome if child does not come to school. Please make sure to contact the school.

6. Things Used at school

Write child's name on all the belongings.







① Things distributed at school


<p>Name tags</p> 	<p>Textbooks</p> 	<p>Notebooks</p> 
<p>Crime prevention whistle</p> 	<p>Contact book and its bag</p> 	<p>School bag's cover Traffic safety emblem</p> 

② Things to prepare by the entrance ceremony

<p>Indoor shoes and shoe bag</p> 	<p>School bag</p> 	<p>Exercise shoes</p> 
<p>bag</p> 	<p>Cleaning cloths</p> 	<p>Gym clothes, red and white cap, bag</p> 
<p>Writing utensils</p> <p>2B pencil, red pencil, eraser, “shitajiki” (a plastic board placed under a sheet of paper for writing), ruler, black marker, pencil case</p>		<p>There are also schools that wear tracksuits.</p>

③ Things to order and prepare from school's handout after school entrance

<p>Keyboard harmonica</p> 	<p>Crayons, colored pencils</p> 	<p>Tape, glue, scissors</p> 
<p>Ruler</p> 	<p>Swimming suit, swimming cap, bag</p> 	<p>Jumping rope</p> 
<p>Tool box</p>	<p>※Depending on the school, some items will be distributed or will need to be bought.</p>	

	<p>If you have any questions, please consult the homeroom teacher.</p>
---	--

7. Money Needed at School

Tuition	0 yen	Tuition and textbooks are free.
Textbooks	0 yen	
Miscellaneous expenses	About 5, 000 yen	PTA membership fees, materials, etc.
School Lunch	About 5, 000 yen	250 yen per lunch × about 20 times per month
Others	School trip's fee varies depending on school grade.	

✕Please create a bank account specified by the school, such as “JP Post Bank”.

You will pay from the bank.

Please make a monthly money transfer by the date determined by the school.

8. Contact Between School and Guardians

Please contact the school when child is taking a day off or is being late. If there is no contact, it may be possible that the child gets into an accident on the way to school, which makes the school's teachers really worried.

Please contact the school using one of the following three methods:

- ① **Call the school's homeroom teacher**
- ② **Write in the contact book and let the homeroom teacher know.**

③ Have the child's siblings or friends in the neighborhood notify the homeroom teacher

☆ **When you do not understand, when you cannot read Japanese...**



Ask another mother in the same school.

For those who cannot read Japanese, please notify the school.

9. Events During a Year

School is off on Saturdays, Sundays, and weekends.

<p>1st term (4/7~7/20)</p>	<p>Entrance Ceremony – An event to welcome the first graders who enter the school.</p> <p>Opening Ceremony — An event to start a new term.</p> <p>Physical measurement–The height and weight of the child will be diagnosed by a doctor.</p> <p>Closing Ceremony–An event that ends the term. Report card will be distributed.</p>
<p>Summer break (7/21~/31)</p>	<p>Swimming instruction is available at designated school's swimming pool.</p> <p>Homework will be given. Please bring it to the Opening Ceremony in September.</p>
<p>2nd term (9/1~2/24)</p>	<p>Opening Ceremony</p> <p>Closing Ceremony–An event that ends the term. Report card will be received.</p>
<p>Winter break (12/25~1/7)</p>	<p>Homework will be given. Please bring it to the Opening Ceremony in January.</p>

<p>3rd term (1/8~3/20)</p>	<p>Opening Ceremony</p> <p>Graduation Ceremony—An event in which sixth graders graduate from elementary school.</p> <p>Completion Ceremony—An event to end the school year. Report card will be received.</p>
<p>Spring break (3/21~4/6)</p>	<p>In April, everyone will enter the next grade.</p>

① Report Card ...notifies guardians about children's grades.



Depending on the school, the Japanese name for report card may be called differently, such as "Ayumi".





Report card will be received around Closing Ceremony.

② Evacuation training ... Training to escape a fire or an earthquake.

Depending on the school, there is also training which parents go to the school to pick up their children.

Fun Events

<p>Sports Day</p> 	<p>Running, dancing, and enjoying exercises.</p> <p>All children will attend. Guardians can also watch the event.</p>
<p>Fieldtrip</p> 	<p>Bring a boxed lunch and spend a fun day outside of school.</p>

<p>School Excursion</p> 	<p>Everyone in grade 6 will go on a trip. Will spend 1 night outside.</p>
<p>Outdoor Activities</p> 	<p>Everyone in grade 5 will participate in outdoor activities. Will spend 1 night outside.</p>
<p>Study (music) presentation</p> 	<p>Each grade will play songs and musical instruments Sometimes, what's being studied in class will be presented in a play. Everyone in school and guardians can also watch the event.</p>
<p>Swimming lessons (June to August)</p> 	<p>There are swimming classes in the pool. On the day of the swimming lesson, parent will measure the temperature of child and write on the swimming card. After name is written and hanko is stamped on the card, child brings the card to school.</p>



10. Getting to Know School

Talk with the homeroom teacher and other guardians.

① Open School Day

In order for parents to know what the children are doing at school, they can observe lessons, recess, and school lunch etc.

② Guardians' round-table conference

Once in every school term, after parents observe the class, they will talk with the homeroom teacher in the classroom about children's study, life at school, and how the children are spending time at home.



You can also get to know other children's mothers !

③ Personal Meeting (Handing over report card)

Guardians talk with the homeroom teacher.

Report cards will be given.

④ Home Visit

Homeroom teacher will come to your home and talk.

There are schools that do not have home visit.



You talk with the teacher about your child in private. There is no one else. You can ask what you are worried about.

11. Consultation When There is a Problem

① Problems regarding child's growth and bullying

- If you are worried about it, please consult the homeroom teacher.
- You can contact the school and consult a school counselor.

② **Problems regarding money**

- School support system – Kure City will help you with school’s lunch expenses, school supplies, etc.

Please consult the homeroom teacher.

③ **Children’s Japanese**

- Japanese language instructor • Interpreter – You can have a Japanese teacher teach your child Japanese. If you need help with interpreting, please consult the homeroom teacher.

- Children’s Japanese Class “Kodomo Nihongo Kyoshitsu Ciranda” —

(Every Saturday 14: 00–16: 00)

(Hiro Machidukuri Center TEL: 0823–71–0321)

④ **Guardians’ Japanese**

- Japanese class “Nihongo Kyoshitsu Kure” — (Every Saturday 18: 00–19: 30)
- Japanese class “Sekai no Hana” — (Every Wednesday 10: 00–11: 30)

(Hiro Machidukuri Center TEL: 0823–71–2151)

- Foreign language consultation desk – Kure: TEL: 0823–25–5604

You can consult in English, Chinese, and Vietnamese.

Hiro: TEL: 0823–76–3307

You can consult in English, and Portuguese.

Wednesdays and Sundays are closed.

☆ **Interpretation Support**

- You can have a consultation through an interpreter . Please consult the homeroom

teacher.

School's "person in charge" will contact the Hiroshima International Center consultation desk.

Reference: "Elementary School Guide for Foreign Guardians"

(ピナツボ復興むさしのネット<ピナツト>, Mitaka International Society for Hospitality)

Elementary School Life in Kure City (February, 2021)

Editor and Publisher :

Japanese Language Network Continue Living in Kure City